



ELTE

FACULTY OF
INFORMATICS

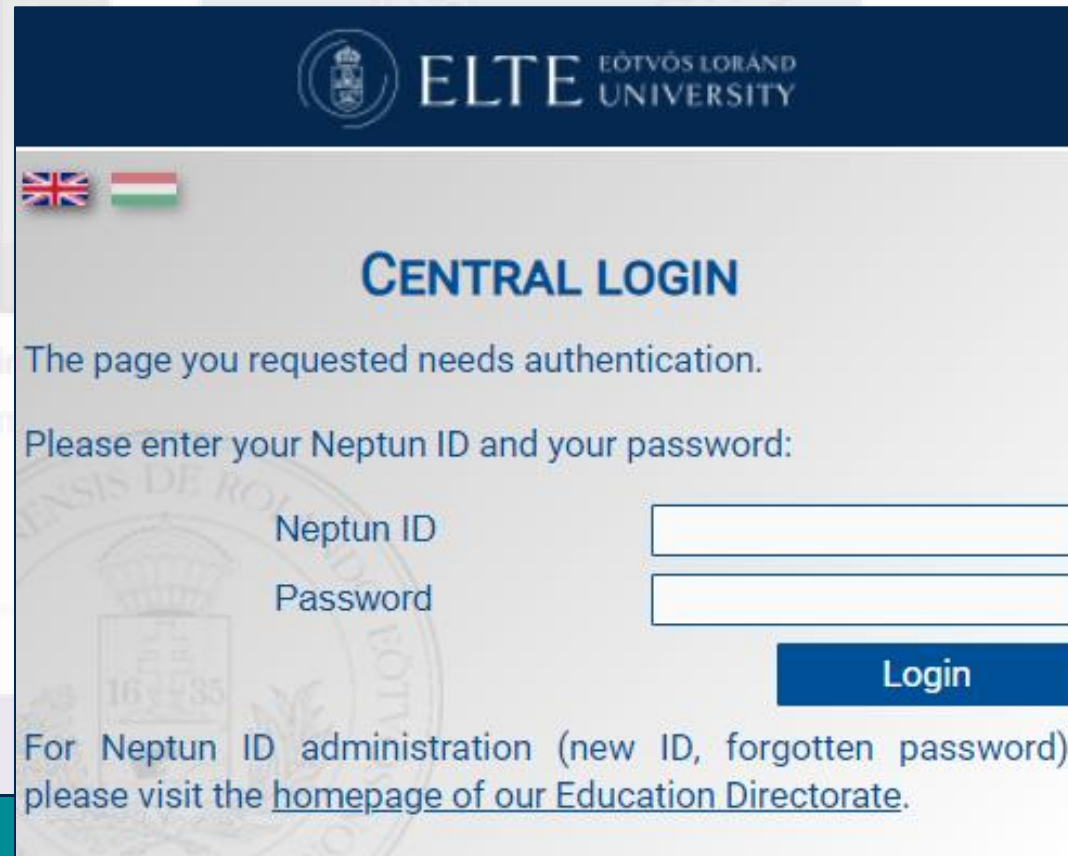
Canvas for students


Canvas for students



The Canvas system is used for all subjects. You find the materials, deadlines, syllabus, assignments, ... of each course. Some teachers use the system to send you messages and publish consultation appointments.

Login in the system: <http://canvas.elte.hu>

Use your neptun code and password to log in.



 **ELTE** EÖTVÖS LORÁND UNIVERSITY

CENTRAL LOGIN

The page you requested needs authentication.
Please enter your Neptun ID and your password:


Neptun ID

Password

Login

For Neptun ID administration (new ID, forgotten password), please visit the [homepage of our Education Directorate](#).

Canvas for students

On the Dashboard  you can find all of your active courses.

Dashboard

Dashboard



2023/24/2 F7SWK9-Programmin...
2023/24/2 F7SWK9-Program...
2023/24/2




2023/24/2 F7SWK9-Programozas...
2023/24/2 F7SWK9-Program...
2023/24/2



Coming Up

 [View Calendar](#)

 [Szaknyelvi modul kvíz](#)
2023/24/2 XQFRGJ-
WEBFEJLESZTES - Web-fejlesztés
Ea+Gy
100 points • Multiple Due Dates

 [C2 TMS task RETAKE](#)
100 points • Jun 5 at 8:50am

Recent Feedback

Nothing for now

[View Grades](#)

Canvas for students

If you would like to see all of your courses, or select, which one can be seen on the dashboard, choose the *Courses* icon and at the end of the list the "All courses" option.)



Click on the big picture or on the name of the course to open it!

The screenshot shows the Canvas dashboard interface. A dark teal header contains navigation icons. A vertical sidebar on the left has a "menu" label pointing to the top icon. The main content area is titled "Dashboard" and displays course cards. A "courses" label points to the top-left corner of the course cards. The "Coming Up" section on the right lists upcoming events, with an arrow pointing to it from a box labeled "events, upcoming tests, deadlines, ...". The footer features the ELTE Faculty of Informatics logo.

Canvas basics

The start (**Home**) sites and the structure can be different for each course.

START HERE: Mostly the **main site (Home)** contains the most important information: room, time, name and e-mail address of the teachers and the **requirements of the course**. If you don't see it on the main site, follow the instruction of the lecturer.

Not reading the course requirements does not mean that the rules do not apply to you. The rules apply to each and every student equally, cannot be altered.

Some courses use the **Teams** system, as well. You can find a code or a **link** for the used Teams group mostly here, too.

Most courses have **Modules** : The materials (e.g. lecture slides, tutorials, important links, etc.) can be found in the modules organized into smaller sections.

The screenshot displays the Canvas LMS interface. On the left is a dark sidebar menu with icons and labels for: Account, Dashboard, Courses, Calendar, and Inbox. The main content area shows the course title '2023/24/2 F7SWK9-Programming - Programozás EA+GY' and a breadcrumb trail 'Modules'. Below this is a list of navigation options: Home, Syllabus, Modules (highlighted), Assignments, Grades, StudyCoach, Panopto Video, and Gradescope. The right side of the page shows a 'Course information' section, followed by 'Tests and assignment examples', and a section for 'Week 2: Febr. 12 - 16'. Under this week, there is a 'Lecture' section with a link to '1st_lecture: Specification, algorithm'.

Canvas basics

In the **Assignments** menu you will see the list of the Assignments, tests, and quizzes.
Check this menu regularly.

The screenshot shows the Canvas LMS interface. On the left is a dark sidebar with navigation icons for Account, Dashboard, Courses (highlighted), Calendar, and Inbox. The main content area has a breadcrumb trail: '2023/24/2 F7SWK9-Programming - Programozás EA+GY > Assignments'. Below the breadcrumb is a search bar labeled 'Search for Assignment' and two buttons: 'SHOW BY DATE' and 'SHOW BY TYPE' (which is active). The main content area is divided into sections: 'Practice' (expanded) and 'TMS (B) tasks' (expanded). Under 'TMS (B) tasks', there are three assignment entries: 'B1 TMS assignment' (Closed, Due Mar 21 at 11:59pm, -/30 pts), 'B2 TMS assignments' (Closed, Due Apr 18 at 11:59pm, -/30 pts), and 'B3 TMS assignment' (partially visible).

2023/24/2

Search for Assignment

SHOW BY DATE SHOW BY TYPE

Account

Dashboard

Courses

Calendar

Inbox

Home

Syllabus

Modules

Assignments

Grades

StudyCoach

Panopto Video

Gradescope

Practice


TMS (B) tasks

B1 TMS assignment
Closed | Due Mar 21 at 11:59pm | -/30 pts

B2 TMS assignments
Closed | Due Apr 18 at 11:59pm | -/30 pts

B3 TMS assignment

The settings of the Canvas system



Choose the **Account** icon to personalize your Canvas.



In the “**Profile**” menu you can upload a profile picture (- click on the pencil) - it can help your teacher and colleagues communicate.

Edit Settings

In Settings you can choose “**Edit settings**” and modify the **Language** and the **TimeZone**. All courses have their language defined individually, so it is the basic language of the system. We recommend to use the Hungarian Time Zone.

This name appears in sorted lists.

Language: ▼



This will override any browser or account settings.



Time Zone: ▼

The settings of the Canvas system


In **Notification** you can set your **notification preferences** in. Try to personalize the communication to be updated in every important information, event.
















Notification Settings

2  Account-level notifications apply to all courses. Notifications for individual courses can be changed within each course and will override these notifications.  3

4  Daily notifications will be delivered around 6pm. Weekly notifications will be delivered Saturday between 3am and 5am.  5

Settings for

Account  1

	Email emilyboone@instruct...	Email emily.boone.canvas...	Push Notification For All Devices
Course Activities			
Due Date			
Grading Policies			
Course Content	 3  8		
Files	Daily summary		

Canvas tutorial videos

[Using the calendar](#)

[Canvas overview](#)

[Canvas overview](#)

[Canvas tutorial](#)

